

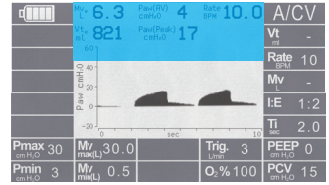
SELF-STUDY GUIDE



e700 Transport Ventilator Live Monitoring Parameters

Live Monitoring Parameters

The following Live Monitoring Parameters are displayed at the section 2 of the screen:



Paw_{AV} (cmH₂O):

Paw AV is the average patient airway pressure measured during the last 60 seconds.

- This measurement is monitored by the ventilator at all times and modes.
- The number on display will be updated **every 15 seconds**.

Mve (L):

Minute Volume is the total exhaled volume for the last 60 seconds as calculated using the last 8 breaths.

- The Mve will constantly change.
- The value is recalculated and displayed at the end of exhalation phase.
- When the unit is first turned on or resumed after pausing or making a mode selection, the Mve calculation will be based on every exhaled breath until the 8th exhaled tidal volume.
- Once the 8th exhaled tidal volume is achieved the calculation will resume as stated above.

Rate (bpm):

Rate (BPM) is the rate at which the breaths are delivered in one minute.

- The monitored breath rate is calculated by measuring the time interval (Tb means inspiration + expiration time) between 2 breaths.
- Rate (BPM) equals 60 / Tb.
- The number is updated after each breath.
- The number is displayed for both mandatory and spontaneous breathing phases (Mandatory means ventilator controlled).

Vte (ml):

Tidal Volume is the volume exhaled by the patient in Mandatory, Spontaneous or Pressure Support Ventilation (PSV) breaths.

- Vte is calculated based on the entire expired flow displayed as volume.
- Vte is updated at the beginning of the next inspiratory phase (at the end of the exhalation phase).

Paw_{Peak} (cmH₂O):

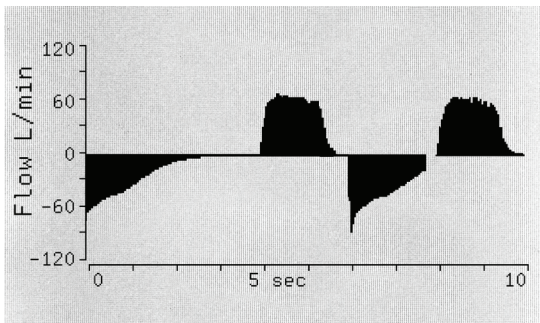
Peak air way pressure is the maximum pressure measured during the inspiratory phase.

- The number on the screen represents the maximum pressure during mandatory inspiratory phase of Assist Control (A/CV), Spontaneous Intermittent Mandatory Ventilation (SIMV), BiLevel (BiLVL), and CPR modes.
- In CPAP mode the maximum pressure during the spontaneous inspiratory phase is displayed.
- The number is updated at the end of each inspiratory phase.

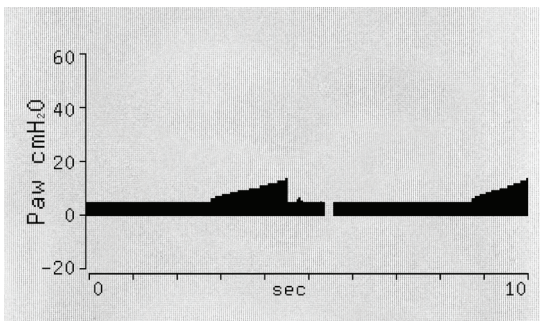
Note: Mve, Rate and Paw are not active during CPR mode and displayed with "--"

Ventilation Waveform Display

The ventilation waveform display provides a breath-by-breath visual representation of the breathing cycle. By pressing the Waveform Selection Button (AA) the waveform display will switch between pressure and flow ventilation waveforms on the screen.



Flow waveform



Pressure waveform

Your Representative is:



O-TWO MEDICAL TECHNOLOGIES INC.

For your nearest Authorized O-Two Distributor
In North America call Toll Free 1-800-387-3405



SERIAL N°:

--

MedNet EC-REP GmbH
Borkstrasse, 10
48163 Münster, Germany



www.otwo.com

45A Armthorpe Road, Brampton, ON, Canada, L6T 5M4
Telephone: +1 905 792-OTWO (6896) N.A. Toll Free: +1 800 387 3405
Facsimile: +1 905 799 1339 Email: resuscitation@otwo.com