

O-Two Self-Study Guide



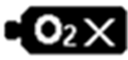


**eSeries Transport
Ventilator
Trouble
Shooting
Guide**




Trouble Shooting

Warning

Please contact manufacturer if a problem cannot be rectified. For the safety of the patient and the Health care providers DO NOT continue using the ventilator.

Message/fault	Cause	Remedy
 BCI	Leaking mask, ETT, disconnected patient circuit	Make sure mask fits / all patient circuit parts are properly connected./change patient circuit
Low Paw	Low Airway Pressure	Replace hose, check tube position, check ventilation settings and correct
High Paw	High Airway Pressure	Check patient, ventilation circuit, check tube position, adjust Pmax alarm value
Low Mv	Low minute Volume	Check patient / reset parameters.
High Mv	High Minute Volume	Check patient / reset parameters.
Low Pi	Low inhalation pressure	Check mask, patient Integrity
BLOCKED AIRWAY	Obstructed Airway	Check airway, patient
 APNEA	Apnea, spontaneous breathing failed or disconnection, faulty sensor	Switch to Assist Control ventilation, ensure connections tight, Replace patient circuit
	No Oxygen \leq 20 PSI	Change Oxygen cylinder
	Low Oxygen(40-21 PSI)	Change Oxygen cylinder
	Leakage, measured expiratory volume is 40% lower than set.	Check leakage in breathing system.

	Invalid setting	Resolve parameters conflict by resetting out of range parameters
Battery discharges quickly	No proper charging/Faulty battery	Charge Battery as per instructions/Replace battery
e700 cannot be switched on	Battery empty/no power supply connected/defective	Change Battery/connect power supply/ send to O-Two for repair or service

O-Two Medical Technologies Inc.

45A, Armthorpe Road, Brampton, Ontario, Canada L6T 5M4

Toll Free: **(800) 387 3405** Tel: **(905) 792 OTWO (6896)** Fax: **(905) 799 1339**

E-mail: **resuscitation@otwo.com** Website: **www.otwo.com**